

Temperature transmitter

testo 6920



Measurement of temperature in the measuring range from 0 to +70 °C (wall version) and -20 to +70 °C (duct version)

2 housing versions for application as a wall and/or duct version

P2A software for parameterization, adjustment and analysis, saves time and costs in commissioning and maintenance

Optional set-point adjuster with adjustment range 10 to 32 °C/50 to 90 °F or - to 0 to +

Temperature available as an analog or passive output

Optional display



The testo 6920 is a cost-effective temperature transmitter that is appealing thanks to its functionality and design. If desired, it can be equipped with a display and/or an interface for adjustment. A set-point adjuster is available as

an option for set-point setting. If equipped with an interface, the transmitter can be calibrated/adjusted using the P2A software. The testo 6920 transmitter is available as a wall and a duct version.

Technical data

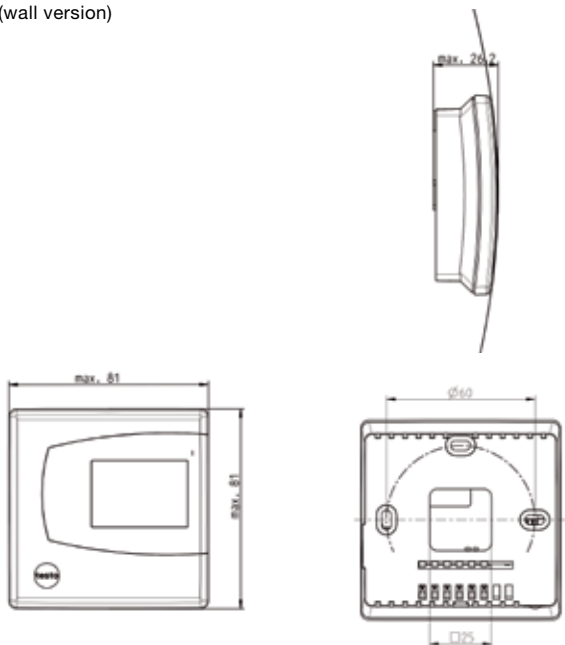
	testo 6920 - A01 (wall version)	testo 6920 - A02 (duct version)
Parameters		
Temperature		
Meas. range	0 to +70 °C / +32 to +158 °F without display 0 to +50 °C / +32 to +122 °F with display -20 to +70 °C / -4 to +158 °F (passive)	-20 to +70 °C / -4 to +158 °F
Accuracy	±0.5 °C / 0.9 °F	
Selectable units	°C / °F	
Sensor	5 kΩ NTC (active) Pt 100 class A looped through (passive) Pt 100 class B looped through (passive) Pt 1000 class B looped through (passive) NI 1000 looped through (passive) 5 kW NTC looped through (passive) 10 kW NTC looped through (passive)	
Inputs and outputs		
Analog outputs		
Number of channels	2 channels (temperature/target value)	
Output type	4 to 20 mA (2-wire) 0 to 1/5/10 V (4-wire)	
Meas. cycle	1/s	
Accuracy of analog outputs	4 to 20 mA ±0.05 mA 0 to 1 V ±2.5 mV 0 to 5 V ±12.5 mV 0 to 10 V ±25 mV Resistance value of the temperature sensor (passive)	
Supply		
Voltage supply	24 VDC ±10 %	
Current consumption		
Output	Supply voltage [V]	Current consumption [mA]
2-wire current 4 to 20 mA	20	20
	24	20
	30	20
4-wire voltage 0 to 10 V	24	7
	30	7
	20	20
	24	22
	30	28
Operating conditions		
Electronics temp. (housing) (with/without display)	Wall variant: without display: 0 to +70 °C / +32 to +158 °F with display: 0 to +50 °C / +32 to +122 °F Duct variant: without display: -20 to +70 °C / -4 to +158 °F with display: 0 to +50 °C / +32 to +122 °F	
Storage temperature	-40 to +70 °C / -40 to +176 °F	
Measuring medium	Air in air-conditioning systems or air-conditioned rooms	

	testo 6920 - A01 (wall version)	testo 6920 - A02 (duct version)
General		
Housing		
Material/colour	ABS, pure white (RAL 9010)	
Dimensions	81 x 81 x 26 mm / 3.19 x 3.19 x 1.03"	81 x 81 x 42 mm / 3.19 x 3.19 x 1.66" without probe shaft
Weight	80 g	160 g
Display		
Display	1-line, 7-segment	
Resolution	0.1 °C / 0.1 °F	
Operation		
Nominal value adjusting range	10 to 32 °C / 50 to 90 °F / - to 0 to + or via the keys (C01 with W01 or W02) or via P2A (optionally via external interface)	
Assembly		
Cable screw connection	None (cable routed through rear wall opening or break-out opening on bottom)	1 x M16 x 1.5
Miscellaneous		
Protection class	IP 30	IP 65
EMC	According to EC Directive 89/336 EEC, EN 60730-1	

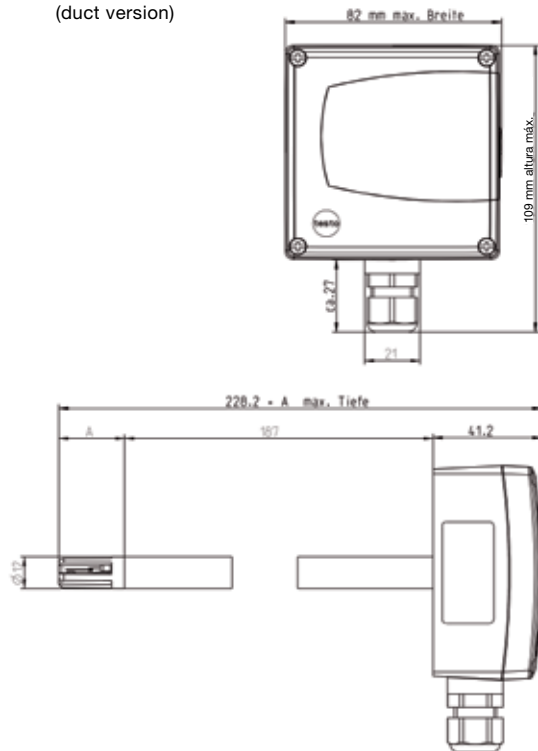
Technical drawings / Connection plan

Technical drawings

testo 6920 - A01
(wall version)

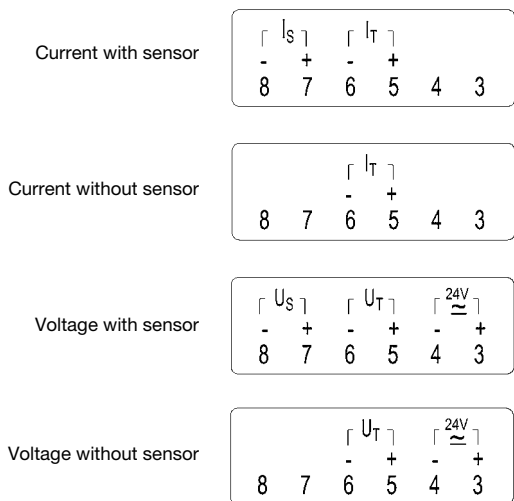


testo 6920 - A02
(duct version)

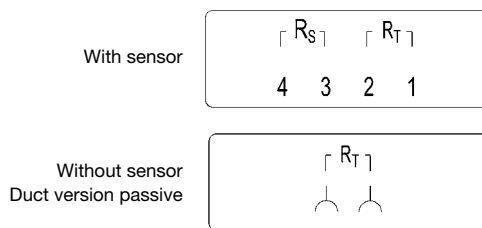


Connection plan

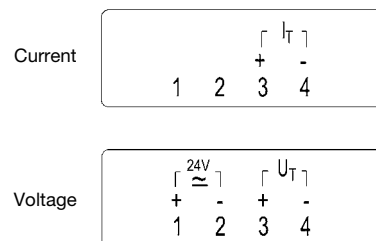
Wall version active



Wall version passive



Duct version active



Options / Ordering example

The following options can be specified for the testo 6920:

AXX Version
BXX Analog output/supply
CXX Display
EXX Housing colour
SXX Interface
GXX Unit
WXX Set-point adjuster

AXX Version

- A01 Wall version IP30
- A02 Duct version IP65

BXX Analog output / Supply

- B01 4 to 20 mA (2-wire, 24 V DC)
- B02 0 to 1 V (24 VDC ±10 %)
- B03 0 to 5 V (24 VDC ±10 %)
- B04 0 to 10 V (24 VDC ±10 %)
- B21 Pt 100 class A passive
- B22 Pt 100 class B passive
- B23 Pt 1000 class B passive
- B24 NI1000 passive
- B25 NTC 5 kohm passive
- B26 NTC 10 kohm passive

CXX Display

- C00 Without display
- C01 With display (only for B0x)

EXX Housing colour

- E02 Housing colour pure white (RAL9010) without logo
- E03 Housing colour pure white (RAL9010) b&w Testo logo

SXX Interface

- S00 Without external interface (P2A software)
- S01 With external interface (only for B0x) (P2A software)

GXX Unit

- G00 No unit (only for B2x)
- G01 Temperature (°C) (only for B0x)
- G02 Temperature (°F) (only for B0x)

WXX Set-point adjuster

- W00 Without set-point adjuster
- W01 With set-point adjuster 10 to 32 °C (only for A01 B0x .. G01)
- W02 With set-point adjuster 50 to 90°F (only for A01 B0x .. G02)
- W03 With set-point adjuster -..0..+ (only for A01 B0x C00)
- W04 With set-point adjuster 5k, 10 to 32 °C (only for A01 B2x)
- W05 With set-point adjuster 5k, 50 to 90°F (only for A01 B2x)
- W06 With set-point adjuster 5k, -..0..+ (only for A01 B2x)
- W07 With set-point adjuster 10k, 10 to 32 °C (only for A01 B2x)
- W08 With set-point adjuster 10k, 50 to 90°F (only for A01 B2x)
- W09 With set-point adjuster 10k, -..0..+ (only for A01 B2x)

Ordering example

- Order code for testo 6920 transmitter with the following options:
- Duct version IP65
 - Analog output Pt 100 class B passive
 - Without display
 - Housing colour pure white (RAL9010) without logo
 - Without external interface
 - No unit
 - Without set-point adjuster

0555 6920 A02 B22 C00 E02 S00 G00 W00

0981 8344/msp//01.2015

Subject to change without notice.

(주)누비콤

서울본사
 서울특별시 영등포구 경인로 775(문래동 3가, 에이스하이테크시티 3동 201호)
 TEL: 070-7872-0701 FAX: 02-2167-3801
 E-mail: sales@nubicom.co.kr

고객지원센터
 TEL: 070-7872-0701, 080-801-7880 FAX: 02-2167-3802
 E-mail: oft@nubicom.co.kr

대전 사무소
 대전광역시 유성구 대덕대로 593(도룡동 386-2) 대덕테크비즈니스센터 203호
 TEL: 070-7872-0712 FAX: 042-863-2023
 E-mail: inyeom@nubicom.co.kr

www.testo.co.kr
www.nubicom.co.kr
www.itestoshop.co.kr